



# Children Services Division 2018-2019 Annual Report



# Table of Contents

<b>Introduction</b>	<b>1</b>
DFSS Mission Statement	
Chicago Early Learning Programs	
<b>Program Year 2018-2019 Highlights</b>	<b>2</b>
Early Head Start Expansion Grant	
DFSS 2019 Quinquennial Community Assessment Report	
Chicago Early Learning Standards 2.0 (CELS 2.0) Manual	
<b>Looking Ahead</b>	<b>3</b>
Chicago Early Learning Request for Proposal	
<b>Children and Families Served in Program Year 2018-2019</b>	<b>5</b>
Eligibility	
Enrollment	
Health Services	
Parent Involvement	
Kindergarten Readiness	
<b>Fiscal Year 2019</b>	<b>10</b>
Head Start Program Budget and Expenses	
Summary of Audit Findings	
Fiscal Year 2020 Proposed Budget	
<b>Delegate Agencies</b>	<b>14</b>

## Introduction

The Department of Family and Support Services (DFSS) manages a comprehensive, client-oriented human service delivery system that employs a holistic approach to improving the quality of life for our most vulnerable residents. DFSS administers resources and coordinates programs that include emergency services, and services for the homeless, survivors of domestic violence, veterans' resources, workforce development for ex-offenders, youth, seniors, and children. It manages the city's community service and senior centers.

Working with community partners, we connect Chicago residents and families to resources that build stability, support their well-being, and empower them to thrive.

The city of Chicago has made a commitment to providing children across the city with access to high-quality early learning through a comprehensive, citywide system of school- and community-based programs known as Chicago Early Learning (CEL). Currently, DFSS' Children Services Division (CSD) manages all community-based CEL programs through a variety of program models and options tailored to the needs of children and families. These programs include:

- 1) Federally-funded Head Start (three to five year olds), Early Head Start (birth to three year olds and pregnant women), Early Head Start-Child Care Partnership (birth to three year olds), and Early Head Start Expansion programs during program year 2018-2019 delivered through a network of 34 Head Start delegate agencies, including City Colleges and a variety of large and small community-based organizations.
- 2) State-funded Early Childhood Block Grant funding for Preschool for All (PFA) (three to five year olds) and Prevention Initiative (PI) (birth to three year olds and pregnant women) programs in community-based organizations and state-funded site administered child care in a small number of community-based organizations.
- 3) Locally-funded Ready to Learn Initiative enhancements for early childhood programming in community-based organizations.

The DFSS program year runs from September to August, offering full year (12 month) and part year (10 month) programs. Children and families can enroll in center-based half or full day care, full day licensed family child care home care, or home-based/home visiting programs. Different funding streams run on different fiscal year cycles as outlined in the Fiscal Year 2019 section.

## Program Year 2018-2019 Highlights

### Early Head Start Expansion Grant

On November 30, 2018, DFSS submitted a competitive grant to the Office of Head Start, Department of Health and Human Services, Administration for Children and Families to expand Early Head Start (EHS) services for eligible children ages birth to three and their families. Currently, only about 5% of eligible children receive EHS services in Chicago. DFSS received its official award on March 31, 2019 for \$3,547,320 annually for program operations and training and technical assistance and an additional \$1,040,425 to support start-up costs. The new grant will support the expansion of 200 EHS slots across the city's highest need community areas, primarily on the south and west sides. Five current DFSS delegate agencies will provide EHS services through 140 center-based and 60 home-based slots.

Agencies were selected based on three criteria: 1) Ability to provide services in high-need, underserved community areas; 2) Demonstrated track record of quality services/current performance; and 3) Ability to implement expanded program quickly. The agencies are: Ada S. McKinley, Chicago Youth Centers, El Valor, Mary Crane, and YMCA of Metropolitan Chicago. The project period is March 1, 2018 to February 28, 2019. DFSS will be meeting with the awarded agencies to create start-up plans.

### DFSS 2019 Quinquennial Community Assessment Report

DFSS has released the 2019 Quinquennial Community Assessment Report. See [https://www.chicago.gov/city/en/depts/fss/supp\\_info/CoC\\_CommunityAssessment2019.html](https://www.chicago.gov/city/en/depts/fss/supp_info/CoC_CommunityAssessment2019.html). Head Start Program Performance Standards (HSPPS) require an in-depth community assessment every five years. The report should help agencies plan for the next five years, better understand the communities they serve, and who accesses Chicago Early Learning (CEL) programs. In addition, the report provides policy makers and early learning providers robust information about population and demographics, early childhood supply and demand, and child health and well-being.

## **Chicago Early Learning Standards 2.0 (CELS 2.0) Manual**

The Chicago Early Learning Standards 2.0 (CELS 2.0) Manual includes the policies and procedures required by the Chicago Department of Family and Support Services (DFSS) for all DFSS-funded Chicago Early Learning (CEL) programs. See [https://www.chicago.gov/content/dam/city/depts/fss/supp\\_info/ChildrenServices/CELUupdates2020/CELSManualJanuary2020.pdf](https://www.chicago.gov/content/dam/city/depts/fss/supp_info/ChildrenServices/CELUupdates2020/CELSManualJanuary2020.pdf). Unless otherwise noted, these standards apply to all Chicago Early Learning programs regardless of funding streams. The CELS 2.0 do not replace other standards (the Head Start Program Performance Standards, the Head Start Act of 2007, ISBE Administrative Rules and Illinois Department of Child and Family Services (IDCFS) Licensing, etc.), but are in addition to them. In instances where standards conflict, programs should follow the highest quality or strictest standard. As much as possible, the CELS try to not duplicate verbatim the HSPPS or ISBE Administrative Standards. It attempts to focus on 1) DFSS expectations for the implementation of each content area/ section, and 2) procedures for interacting and communicating with DFSS.

## **Looking Ahead**

### **Chicago Early Learning Request For Proposal**

On April 9, 2019, DFSS released a competitive Chicago Early Learning (CEL) Request for Proposals (RFP), which had the goal of enhancing and expanding highly effective services to vulnerable families with children, ages birth to five. Included in the bid for services were the Head Start, Early Head Start, and Early Head Start-Child Care Partnership, and state-funded Prevention Initiative and Preschool for All programs. The CEL RFP not only sought to ensure open, equitable access to citywide resources for all community-based early learning and child care providers, but also to set new standards to raise quality and sustainability across programs. The RFP was timed to coincide with the submission of DFSS's five-year grant cycle. Legacy and prospective delegate agencies are included in this baseline grant application. The RFP closed on May 15, 2019. After a high-level review of respondent proposals, DFSS projected potential service gaps and released a second round of the RFP on June 24, 2019, which closed on July 15, 2019. The proposals were carefully evaluated using a comprehensive scoring system by at least two parties with a background in education, research, or related field. The scoring system took into account whether proposed programs

were serving the highest-need communities, how well proposed programs met quality standards, and if they could be determined to be sustainable. If any proposals were scored by the two readers with a more than a 20-point differential, a third read was required. RFP selections were made based on unmet need in community areas, accounting for community density levels, and on the strength of the proposals. After reviews of the proposals from the first RFP were completed and funding recommendations made, it was determined that there remained unallocated resources for two programs: Head Start and EHS-CCP. At this point, reviews of proposals from the second RFP were considered. As a result of the second RFP, DFSS was able to allocate all available funds to high-quality programs, closing all gaps. On August 21, DFSS formally announced all final funding decisions as a result of the RFP, which included a proposed change to the FY 2020 delegate agency network providing HS/EHS services.

# Children and Families Served in Program Year 2018-2019

## Program Requirements

Chicago Early Learning programs are built on two funding streams, federal Head Start and state Early Childhood Block Grant, and their associated requirements. Federal Head Start (HS) programs include Head Start for three to five year olds, Early Head Start (EHS) and EHS Expansion for children birth to three year olds and pregnant women, and Early Head Start-Child Care Partnership (CCP) program for children birth to three year olds. Early Childhood Block Grant includes Pre-school for All (PFA) for three to five year olds and Prevention Initiative (PI) for birth to three year olds and pregnant women. The opportunity to blend federal and state funding in center-based programs serves families with the greatest need while reducing the eligibility barrier of relying on state childcare funding.

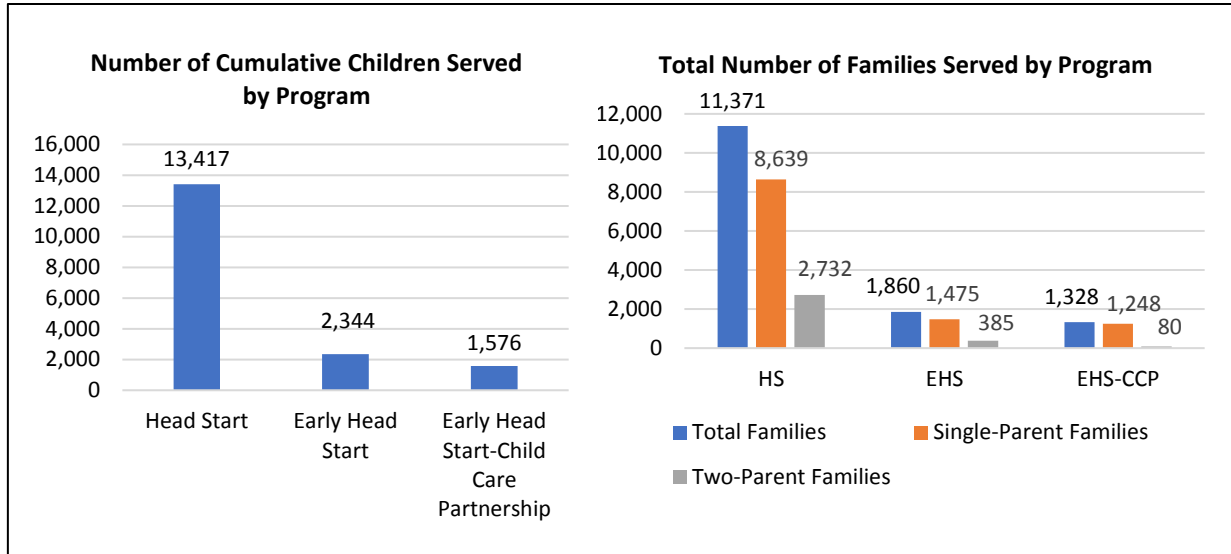
## Eligibility

Citywide, about one out of four Chicagoans under age five lives in poverty. Of the approximately 196,000 children under age six and their families living in the city of Chicago, approximately 91,000 of them are eligible for CEL programs. Approximately 45,000 of them are living at 100 percent of the Federal Poverty Level (FPL) and are eligible for Head Start-funded programs. An additional 46,000 are living under 200 percent FPL are therefore eligible for PFA/PI-funded programs. In addition, Head Start makes children and families who are experiencing homelessness, living in foster care, or receiving Supplemental Security Income (SSI) or Temporary Aid for Needy Families (TANF) categorically eligible.

## Enrollment

DFSS and its agencies prioritize the enrollment of underserved children, children with special needs, families with limited English proficiency, immigrant families, teen parents, grandparents raising grandchildren, and families experiencing homeless. DFSS encourages robust attendance, as it is important for learning outcomes. All agencies have attendance policies that require follow up for unexcused absences and encourage working with families to relieve barriers to regular child attendance. In program year 2018-2019, the city of Chicago served a cumulative of

17,337 children within the Chicago city limits through 34 Head Start, Early Head Start, and Early Head Start-Child Care Partnership agencies.



During program year 2018-2019, the city of Chicago received federal funding to serve 10,987 Head Start children and families, 1,583 Early Head Start children and families, 1,100 Early Head Start-Child Care Partnership children and families.

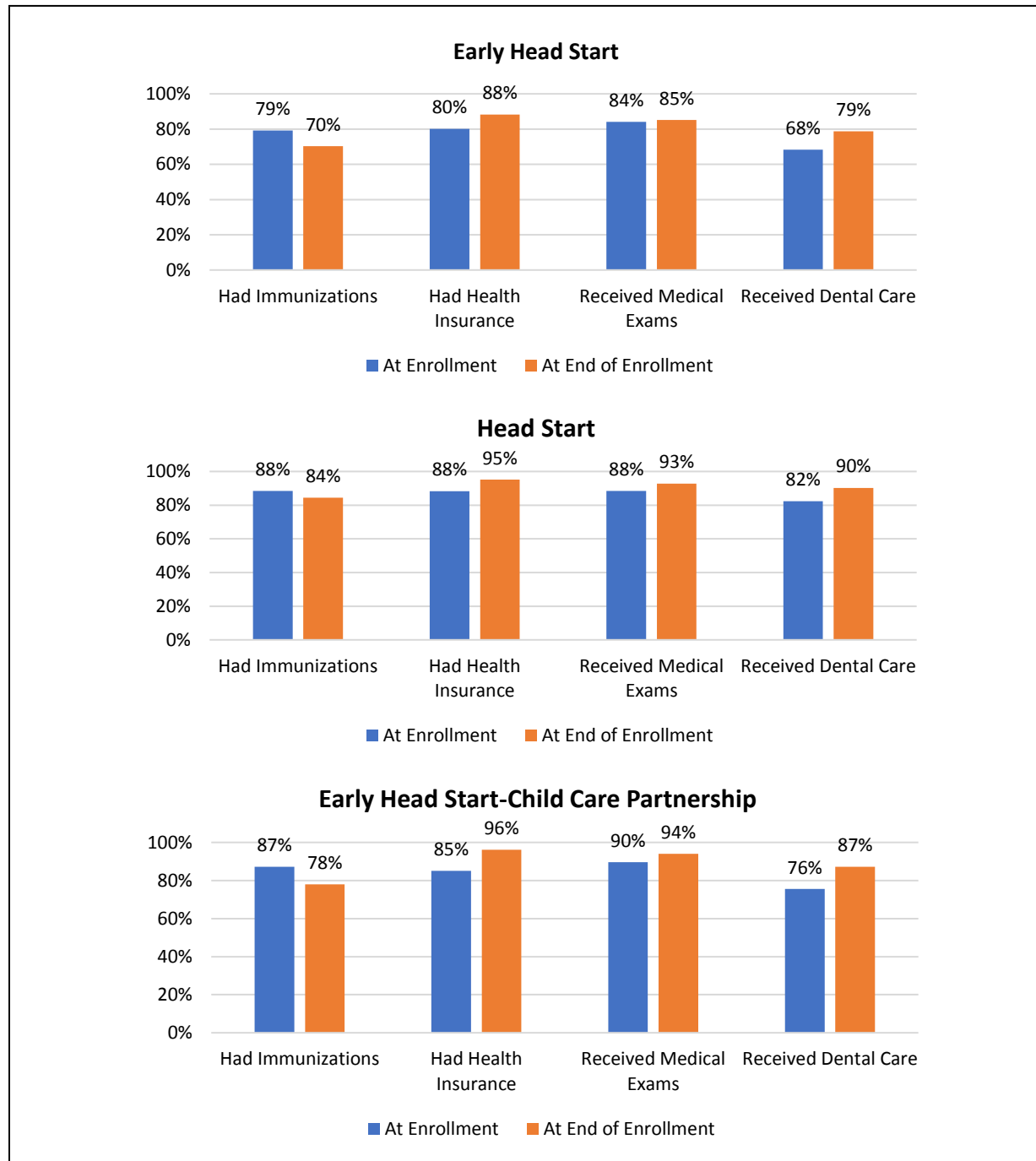
**Average Head Start, Early Head Start, & Early Head Start-Child Care Partnership Monthly Enrollment as a Percentage of Total and Funded Enrollment**

	2017-18 Average	Sep-18	Oct-18	Nov-18	Dec-18	Jan-19	Feb-19	Mar-19	Apr-19	May-19	Jun-19	Jul-19	Aug-19	Average
Head Start Capacity	10,987	10,987	10,987	10,987	10,987	10,987	10,987	10,987	10,987	10,987	10,987	5,405	5,405	
Head Start Actual Enrollment	10,278	10,930	11,394	11,454	11,392	11,176	11,394	11,428	11,292	11,350	11,365	4,463	4,591	10,186
Head Start Actual Enrollment as Percentage of Funded Enrollment	92%	99%	104%	104%	104%	102%	104%	104%	103%	103%	103%	83%	85%	101.28%
Head Start Average Daily Attendance	80.96%	87.11%	82.65%	82.52%	82.58%	77.00%	85.48%	85.63%	84.68%	86.73%	70.55%	69.29%	73.93%	80.68%
Early Head Start Capacity	1,583	1,583	1,583	1,583	1,583	1,583	1,583	1,583	1,583	1,583	1,583	1,583	1,583	
Early Head Start Enrollment	1,547	1,525	1,668	1,649	1,616	1,617	1,592	1,608	1,622	1,584	1,583	1,560	1,568	1,599
Early Head Start Enrollment as Percentage of Funded Enrollment	98%	96%	105%	104%	102%	102%	101%	102%	102%	100%	100%	99%	99%	101.03%
Early Head Start Average Daily Attendance	81.45%	85.45%	85.23%	80.23%	75.70%	74.32%	81.49%	83.36%	81.91%	85.58%	82.08%	77.38%	75.36%	80.67%
Early Head Start Child Care Partnership Capacity	1,100	1,100	1,100	1,100	1,100	1,100	1,100	1,100	1,100	1,100	1,100	1,100	1,100	
Early Head Start Child Care Partnership Enrollment	1,098	1,045	1,111	1,138	1,104	1,132	1,116	1,125	1,105	1,123	1,118	1,074	1,070	1,105
Early Head Start Child Care Partnership Enrollment as Percentage of Funded Enrollment	100%	95%	101%	103%	100%	103%	101%	102%	100%	102%	102%	98%	97%	100.46%
Early Head Start Child Care Partnership Average Daily Attendance	81.73%	87.63%	84.92%	80.56%	77.71%	74.55%	82.45%	84.49%	82.73%	85.15%	82.33%	78.96%	76.99%	81.54%
<b>Grand Total</b>														



## Health Services

Collaboration and communication with parents on the procedures for health services begins during the enrollment process. Every child must have a medical home, dental home, and health insurance that will allow the family to access appropriate medical and dental care for the child. The following table shows the percentage of immunizations, insurance, medical care, and dental care received at enrollment and at the end of enrollment for the three Head Start programs.



## Parent Involvement

An important part of Head Start is family engagement in education and child development services. DFSS and its delegates offer parents many ways to be involved with their children’s development, as illustrated in the table.

Parent Involvement Activities	Number
Number of volunteers: current or former Head Start or Early Head Start or Early-Head Start-Child Care Partnership parents	4,265
Number of families who received adult education such as GED programs and college selection	4,176
Number of families who received parenting education	5,714
Number of fathers/father figures involved in child’s Head Start child development experiences (e.g. home visits, parent-teacher conferences, etc.)	1,244

To further support family and parent engagement, DFSS collaborates with the University of Illinois at Chicago (UIC) Center for Literacy Parent & Family Engagement Programs on multiple year-round initiatives. Each initiative is aligned with the national Head Start Parent, Family, and Community Engagement (PFCE) Framework. The PFCE Framework addresses family outcomes in seven areas: Family Well-being, Positive Parent-Child Relationships, Families as Lifelong Educators, Families as Learners, Family Engagement in Transitions, Family Connections to Peers and Community, and Families as Advocates and Leaders. Numerous studies have shown that when parents achieve personal well-being, get involved in their child’s school, or increase their own language and literacy skills, their children demonstrate higher cognitive abilities and adaptive behaviors, better problem-solving skills, and higher rates of graduation. Therefore, each of UIC’s key programs strive to impact learning and development for both parents and children.

Major program year highlights include:

- In the Adult Education and Career Transition program (which provides free classes and tutoring to parents), a total of 391 parents participated in the High School Equivalency (HSE) courses (171) and English as a Second Language (ESL) courses (220).
- 3,853 workshop attendees actively participated in 457 Parent & Youth Outreach (PYO) workshops presented

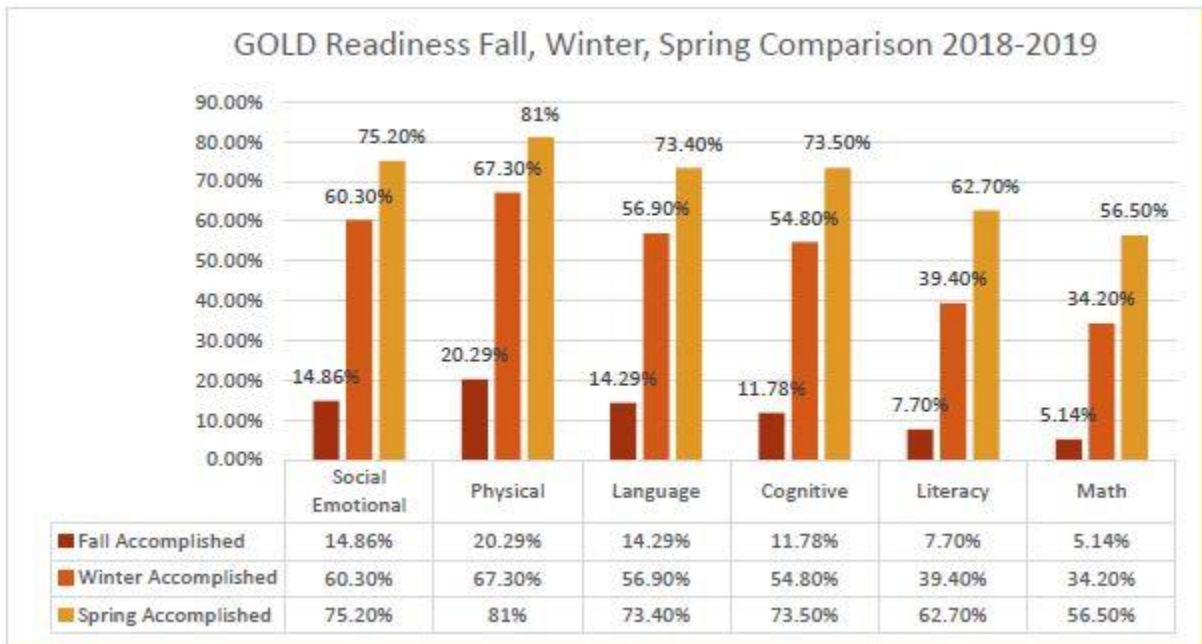


through the city of Chicago; 1,538 were new participants who attended PYO workshops and 143 Chicago Early Learning sites received onsite Family Engagement workshops.

- At the Resource Center for Autism and Developmental Delays (RCADD) (which provides support for those who care for, teach and serve children with an Autism Spectrum Disorder or other developmental delays), there were 1,798 outreach to RCADD patrons, with 679 new RCADD patrons and 1,026 individual parent consultations.

## Kindergarten Readiness

DFSS and its delegates use Teaching Strategies *Gold™* (TSG) Online Assessment System to track children’s development in six developmental categories against widely held expectations for the child’s age group. Specifically, the TSG Comparative Report/Gold Readiness report is used to compare children’s scores to a readiness benchmark for Kindergarten entry. The following chart shows the percentage of children whose skills, knowledge, and behaviors are emerging (below benchmark value) or accomplished (at or above the benchmark value).



## Fiscal Year 2019

### Head Start Program Budget and Expenses

Chicago Early Learning programs are funded through four major funding streams: federal Head Start programs, state Early Childhood Block Grant (including Preschool for All and Prevention Initiative), state Child Care Assistance Program, and local (city) Ready-to-Learn funding. DFSS is the recipient of four Head Start federal grants from the US Department of Health & Human Services: Head Start, Early Head Start, Early Head Start-Child Care Partnership, and Early Head Start Expansion. DFSS has a contract with the State of Illinois Department of Human Services to provide Site-Administered Child Care through two program models: Head Start-Collaboration and Child Care Only. In addition, DFSS receives city of Chicago corporate dollars, under the city's Ready-to-Learn Initiative, to enhance and expand the early childhood services it offers. DFSS receives funding for early childhood programs under four distinct fiscal years, as illustrated in the following table:

Funding Stream	Fiscal Year
Head Start	12/1 – 11/30
Early Head Start	12/1 – 11/30
Early Head Start-Child Care Partnership	12/1 – 11/30
Early Head Start Expansion	3/1 – 11/30
State – Early Childhood Block Grant (PFA/PI)	7/1 – 6/30
State – Site-Administered Child Care	7/1 – 6/30
Corporate – Ready-to-Learn	1/1 – 12/31

During Fiscal Year 2019, DFSS was awarded a total of \$274,990,866 million to provide services across all community-based Head Start and PFA/PI programs in the city of Chicago.

### FY 2019 Actual Received Budget and Expenditures

Programs	Actual Budget	Actual Expenditures
Head Start	\$119,227,771	\$81,173,822
Early Head Start	\$19,897,919	\$13,094,247
Early Head Start-Child Care Partnership	\$22,312,431	\$17,074,025
Early Head Start Expansion	\$4,587,745	\$516,614
State – Early Childhood Block Grant (PFA/PI)	\$72,800,000	\$68,308,087
State – Site Administered Child Care	\$21,000,000	\$12,099,062
Corporate – Ready-to-Learn	\$15,075,000	\$2,995,752
<b>Total</b>	<b>\$274,990,866</b>	<b>\$195,261,609</b>





## Summary of Audit Findings

The results of the latest 2019 audit performed by *Baker Tilly Virchow Krause, LLP* were published in August 2020. The audit conducted included a review of Head Start programs. There were no financial audit findings for the Grantee.

## Fiscal Year 2020 Proposed Budget

The Fiscal Year 2020 proposed budget below supports all direct and indirect costs anticipated to operate the Head Start programs.

### FY 2020 Proposed Budget for Head Start Programs

Federal Budget Categories	Head Start	Early Head Start	Early Head Start-Child Care Partnership	Early Head Start Expansion
Personnel	\$3,154,901	\$857,473	\$393,223	\$69,798
Fringe Benefits	\$1,649,330	\$448,273	\$214,571	\$36,534
Contractual	\$100,817,482	\$31,466,816	\$15,411,730	\$3,450,144
Travel	\$6,700	\$2,000	\$2,300	\$5,600
Supplies	\$505,200	\$42,600	\$2,300	\$10,000
Equipment	-	-	-	-
Indirect Costs	\$2,601,358	\$542,850	\$342,420	\$64,845
Other	\$2,386,262	\$648,564	\$297,421	\$5,815
<b>Total</b>	<b>\$111,121,233</b>	<b>\$34,008,576</b>	<b>\$16,663,965</b>	<b>\$3,689,736</b>
Non-federal share	\$26,637,772	\$8,143,651	\$3,985,300	\$886,830

## Delegate Agencies

### Head Start Delegate Agencies

Ada S. McKinley Community Services

Albany Park Community Center

Chicago Public Schools

City Colleges of Chicago

Carole Robertson Center for Learning

Catholic Charities

Centers for New Horizons

Chicago Child Care Society

Chicago Commons Association

Chicago Youth Centers

Chinese American Services League

Christopher House

Easter Seals

El Hogar Del Nino

El Valor

Erie Neighborhood House

Gad's Hill Center

Henry Booth House

Howard Area Community Center

It Takes a Village

Judah International Outreach Ministry

Hana Center

Lutheran Social Services of Illinois

Mary Crane League

Metropolitan Family Services

Montessori School of Englewood

New Pisgah Day Care

Northwestern University Settlement House

Onward Neighborhood House

SGA Youth & Family Services

Salvation Army

Shining Star Youth & Community Services

Trinity United Church of Christ Child Care

YMCA